



Variable Regulated DC Power Supplies PAD-LA Series

Type III, Type IV, Maximum Output Voltage (16 V to 250 V) 10 models
High Performance and High Reliability Power Supplies in various models

**Introducing New "PAD-LA" Series
variable regulated DC Power Supply
as successor of "PAD-L Series"
with well established recognition for reliability.**



The PAD-LA Series are renewal version of our long seller models "PAD-L Series" as known for high performance and high reliability of variable DC regulated power supplies used with excellent regulators. The PAD-LA Series has polished features and performance also it has improved the "easy to use" operation by adopting an advanced design and we aim to establish the "Basic Power Supply" which can be used in all fields of application from the R&D , Quality Control to the Manufacturing site.

■ Use large LED monitor with high visibility for 4 digits display

Adopting with the Digital display from former Analog type, which display the output Voltage, and Current. Furthermore, by locating each indication of the CV/CC and ON/OFF operation around the display, it can easily confirm the required information immediately.

■ Output and Set Switch

In separate to the Power Switch of the unit, it has equipped the "Output Switch" and also the "SET Switch" which enable to confirm the setting value of voltage and current even when the output is off.

■ Putting together of the mode setting switches

Improving the convenience of operation, we have put together all of the switches located on the upper right area of the unit for the function of Output, Adjusting display, variable resistor for setting of OVP and OCP, Setting operation mode for Analog Remote control, one control parallel operation (or series operation) to set for Master or Slave unit.

■ OCP (Over Current Protection circuit)

In addition to OVP (Over Voltage Protection circuit) function, it is equipped with OCP (Over Current Protection circuit) as standard.

■ Output Monitoring

It is equipped with the Monitor Output Terminal for Output Voltage


Lineup

16 V	PAD16-100LA	TYPE III
36 V	PAD36-60LA	
60 V	PAD60-35LA	
72 V	PAD72-30LA	
110 V	PAD110-20LA	
250 V	PAD250-8LA	TYPE IV
36 V	PAD36-100LA	
60 V	PAD60-60LA	
110 V	PAD110-32LA	
250 V	PAD250-15LA	

and Output Current as standard. The Monitor Output for Output Voltage is 0 V to approx. 10 V at 0 V to the rated output voltage, and for the Output Current is 0 V to approx. 1 V at 0 V to the rated output current.

■ Control Terminals

Adopting the screw less wire clamp for the control terminal block on the rear panel that was used to be the harmonica terminal.



Computer Control

By using optional controller Model PIA4810, the PAD-LA Series can be controlled through by the computer.

Note: It is required for the modification of replacing ROM in case of using controller Model PIA3200.

System Expansion for PAD-LA Series / System Layout

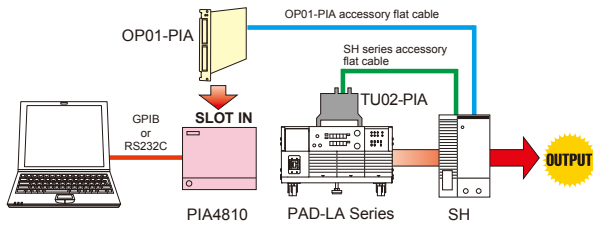
Example for System Layout PAD-LA 1

Description of Control

- Output Voltage Setting
- Output Current Setting
- Read back of Output Voltage
- Read back of Output Current *1
- Output ON/OFF
- Power Switch OFF
- Alarm Monitor *2
- C.V. Mode Monitor *2
- C.C. Mode Monitor *2

*1: For Model PAD16-100LA/PAD36-60LA/PAD36-100LA/PAD60-60LA, please ask our Sales for details.

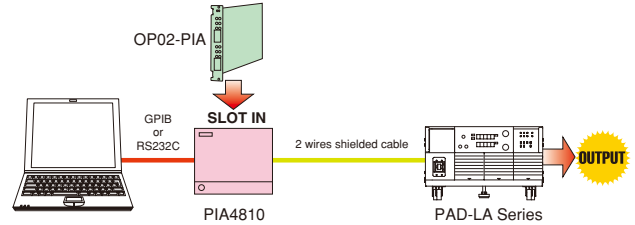
*2: It is required for the modification of attaching DIN connector to the Power Supply unit.



Example for System Layout PAD-LA 2

Description of Control

- Output Voltage Setting
- Output Current Setting
- Output ON/OFF



External Analog Control function

- C.V. Control by external voltage (0 V to rated value/0 V to 10 V) *1
- C.C. Control by external voltage (0 A to rated value/0 V to 10 V) *1
- C.V. Control by external resistor *2
- C.C. Control by external resistor *2
- Output ON/OFF by external contact *3
- Power Switch shut off by external contact *4

*1: Voltage and current knob on the front panel can vary the output.

*2: It can be changed by Setting Switch for controlling the "0 to rated value/ 10 KΩ to 0 Ω" from the normal setting of "0 to rated value/0 Ω to 10 kΩ".

*3: The Setting Switch can change. The Output OFF for using contact open as it is normally used for Output OFF by contact short.

Various functions

- Series Operation (One control: Master/Slave configuration) *4
- Parallel Operation (One control: Master/Slave configuration) *5
- Remote Sensing function
- OVP (Over Voltage Protection circuit)
- OCP (Over Current Protection circuit)
- OHP (Over Heat Protection circuit)
- Output Voltage monitor (0 V to 10 V)
- Output Current monitor (0 V to 1 V)

*4: It can be changed for contact open shut off by modification as it is normally shut off by contact short.



*5: Master/Slave configuration can be used for the same rated output model (Series Operation: Up to 2 units for 250 V model, up to 3 units for other models, Parallel Operation: up to 3 units)

Panel Description


Front View

Rear View

TYPE III



TYPE IV



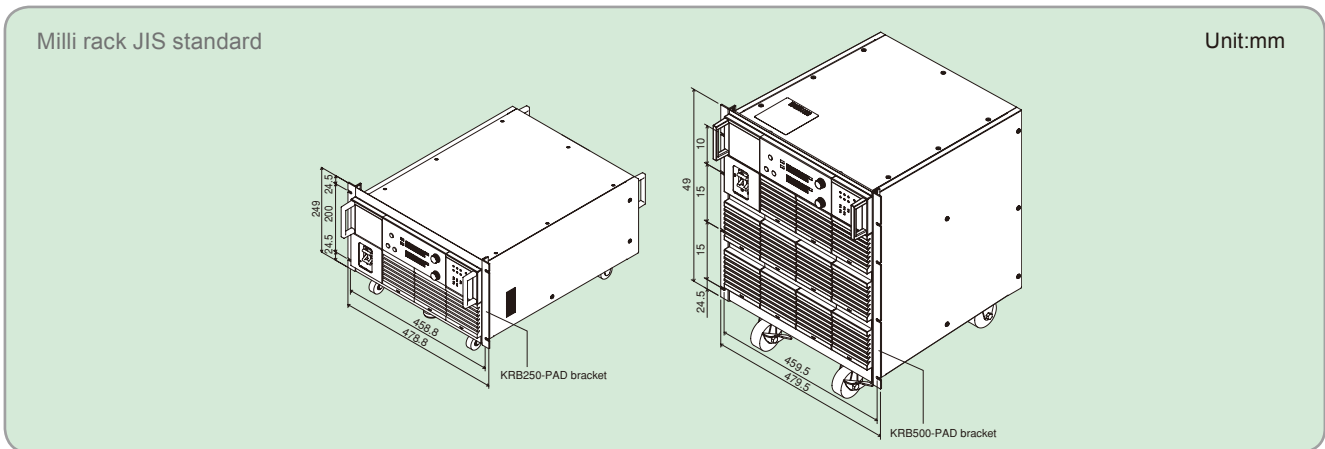
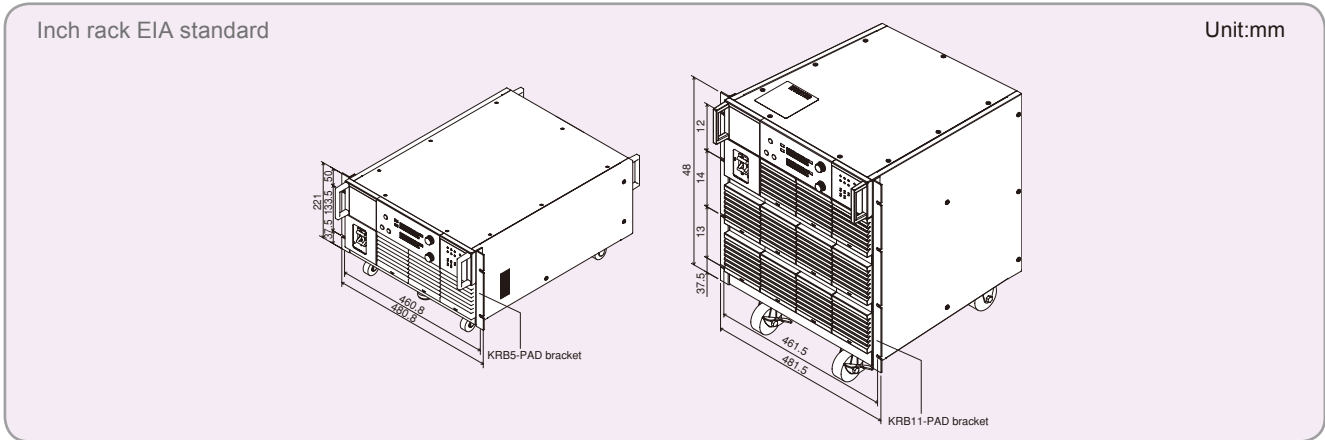
- | | | |
|--------------------------------|--------------------------------|----------------------------|
| 1 POWER switch | 10 OVP variable resistor | 18 Sensing terminal |
| 2 OVP/OCV switch | 11 OCV variable resistor | 19 DC OUTPUT terminal |
| 3 SET switch | 12 Remote control setup switch | 20 Exhaust port |
| 4 OUTPUT switch | 13 M/S switch | 21 Cable clamp |
| 5 OUTPUT ON/OFF indicator | 14 CURRENT knob | 22 AC INPUT terminal block |
| 6 Voltmeter | 15 CC indicator | 23 Control terminal block |
| 7 CV indicator | 16 Ammeter | 24 Chassis terminal |
| 8 VOLTAGE knob | 17 Sensing short bar | 25 Grounding short bar |
| 9 Adjustment variable resistor | | |

Rack mount bracket

Type	Inch rack EIA standard		Milli rack JIS standard	
	Model	Unit	Model	Unit
III	KRB5-PAD	5	KRB250-PAD	5
IV	KRB11-PAD	11	KRB500-PAD	10

Note: The unit has Intake port for the ventilation of forced cooling, therefore, it is required to install the blank panel in case of assembling the unit into the rack mount system. Please refer to the detail in the “Sample figure of blank panel assembly”.

Bracket installation example



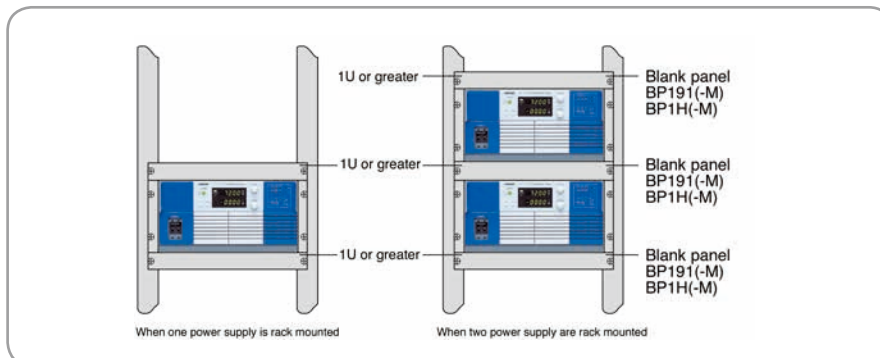
Blank panel

Unit	Inch rack EIA standard		Milli rack JIS standard	
	Plate type	Mesh type	Plate type	Mesh type
1	BP191	BP191-M	BP1H	BP1H-M

Note: It is not necessary for installing the blank panel in case of rack mount for type IV.

Blank panel installation example

Required size for the width of blank panel (unit JIS: 50 mm, EIA: 44.45 mm)

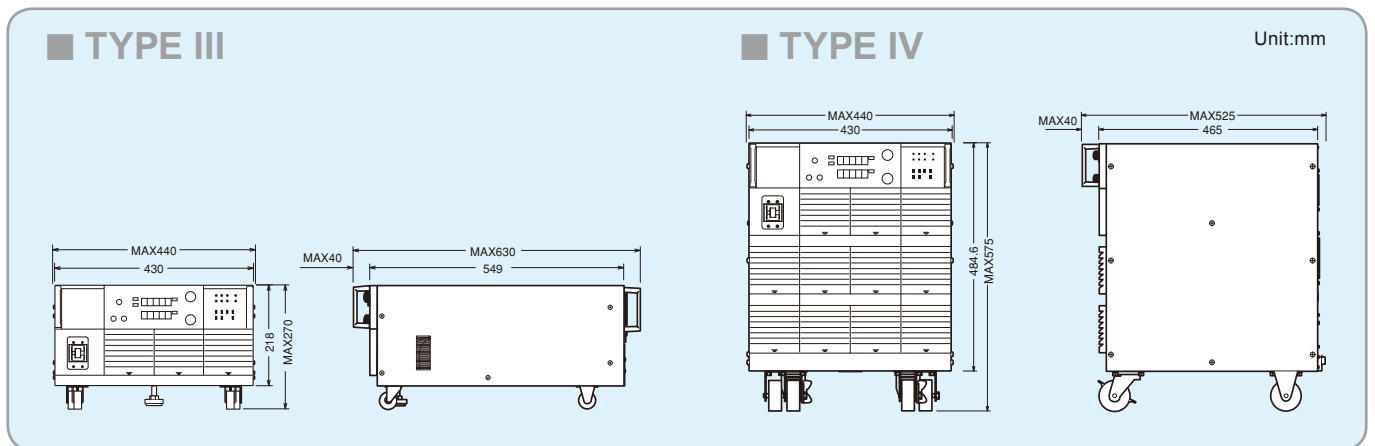


Specifications

Model	Output		Ripple		Line Regulation		Load Regulation		Dimensions	Weight	Input			
	CV	CC	CV	CC	CV	CC	CV	CC			Type	kg/lb	Voltage(AC)	Power
	V	A	mVrms	mArms	0.005 % +mV	mA	0.005 % +mV	mA					V±10 %	kVA
PAD16-100LA	0 to 16	0 to 100	0.5	100	1	3	2	5	III	65/143.3	200	3.3		
PAD36-60LA	0 to 36	0 to 60	0.5	10	1	3	2	5	III	66/145.5	200	3.8		
PAD36-100LA	0 to 36	0 to 100	0.5	50	1	3	2	5	IV	96/211.6	200	7.1		
PAD60-35LA	0 to 60	0 to 35	0.5	8	1	3	2	3	III	64/141.1	200	3.4		
PAD60-60LA	0 to 60	0 to 60	0.5	20	1	3	2	5	IV	96/211.6	200	6.9		
PAD72-30LA	0 to 72	0 to 30	0.5	6	1	3	2	3	III	64/141.1	200	3.8		
PAD110-20LA	0 to 110	0 to 20	1	4	1	1	2	3	III	63/138.9	200	3.8		
PAD110-32LA	0 to 110	0 to 32	1	10	1	3	2	5	IV	94/207.2	200	6.7		
PAD250-8LA	0 to 250	0 to 8	5	4	2	1	3	3	III	63/138.9	200	3.4		
PAD250-15LA	0 to 250	0 to 15	5	5	2	1	3	3	IV	92/202.8	200	6.7		

- Constant voltage temperature coefficient
50 ppm/°C (standard value)
- Transient response time
Time until the output voltage recovers to within 0.05 % +10 mV of the set value when the output current changes 5 % to 100 %.
50 μs (standard value)
- Ripple noise
5Hz to 1MHz, ±3dB bandwidth, average value indication, measured by grounding plus or minus output with an rms value display AC voltage waveform
- Meters
 - Voltmeter Maximum display 4 digits
 - Display error ±(0.5% of reading+5 digit)*1
 - Ammeter Maximum display 4 digits
 - Display error ±(1% of reading+5 digit)*1
 - * 1: at 23 °C ±5 °C
- Ground
Plus or minus terminal can be grounded
- Isolation Voltage
±250 V DC excluding PAD110-20LA/PAD250-8LA/PAD110-32LA/PAD250-15LA of which Isolation Voltage is ±500 V
- Insulation resistance
Chassis-input: 500 V DC 30 MΩ min.
Output-chassis: 500 V DC 20 MΩ min.
- Withstanding voltage
No abnormalities when 1500 VAC applied for 1 minute.
- Operating temperature range
0 to 40 °C
- Operating humidity range
10 to 90 %
- Cooling system
Forced air cooling using a fan
- Protection devices
 - Constant voltage, constant current automatic crossover
 - Adjustable Overvoltage Protection circuit (OVP)
(preset voltage range 10 % to 110%)
 - Adjustable Overcurrent Protection circuit (OCP)
(preset current range 10 % to 110 %)
 - Voltage detection circuit
(smoothing capacitor section)
 - Overheating protector (OHP)
Semiconductor cooling heat sink section
 - Temperature fuse (subtransformer)
 - Input/output fuse
 - Input surge absorber
- Dimensions
Type III: 430(16.93")W X 218(8.58")H X 549(21.61")Dmm(inch)
Type IV: 430(16.93")W X 484.6(19.08")H X 465(18.31")Dmm(inch)
- Accessories
Operation manual : 1 copy , Guard caps : 2 pcs , Weight sticker : 1 sheet
Type III
Power cord : 3-core cable for 200 VAC 1 pc. (3.5 mm², approx. 3 m)
Type IV
Power cord : Single wire cable 3 pcs. (8 mm², approx. 3 m) ,
Cable clammer : 1 set

Dimensions





KIKUSUI ELECTRONICS CORPORATION

Southwood 4F,6-1 Chigasaki-chuo,Tsuzuki-ku,Yokohama,224-0032,Japan
Phone: (+81)45-482-6353,Facsimile: (+81)45-482-6261,www.kikusui.co.jp

KIKUSUI AMERICA, INC. 1-310-214-0000 | www.kikusuiamerica.com



3625 Del Amo Blvd, Suite 160, Torrance, CA 90503
Phone : 310-214-0000 Facsimile : 310-214-0014

KIKUSUI TRADING (SHANGHAI) Co., Ltd. | www.kikusui.cn



Room 305,Shenggao Building , No.137,Xianxia Road, Shanghai City, China
Phone : 021-5887-9067 Facsimile : 021-5887-9069

For our local sales distributors and representatives, please refer to "sales network" of our website.

Printed in Japan

●Distributor:

■ All products contained in this catalogue are equipment and devices that are premised on use under the supervision of qualified personnel, and are not designed or produced for home-use or use by general consumers. ■ Specifications, design and so forth are subject to change without prior notice to improve the quality. ■ Product names and prices are subject to change and production may be discontinued when necessary. ■ Product names, company names and brand names contained in this catalogue represent the respective registered trade name or trade mark. ■ Colors, textures and so forth of photographs shown in this catalogue may differ from actual products due to a limited fidelity in printing. ■ Although every effort has been made to provide the information as accurate as possible for this catalogue, certain details have unavoidably been omitted due to limitations in space. ■ If you find any misprints or errors in this catalogue, it would be appreciated

Issue: Oct.2019

201910PDFEC41a